



# Starting Nursery in September 2025 Information Pack



# Welcome to Nursery!

Dear Parents/Carers

## Welcome to Our Nursery!

A very warm welcome to Chesterfield! We're absolutely delighted that you have chosen us for your child's first steps into their learning journey. This booklet is designed to give you all the information you need about our nursery, from our daily routines and learning approach to practical details and how we partner with families.

We believe that nursery is a special time where children begin to explore the world around them, develop new skills, and build confidence in a nurturing and stimulating environment. Our dedicated team is committed to providing a safe, happy, and exciting place where every child feels valued, can thrive, and reaches their full potential. We look forward to getting to know you and your child, and to sharing in the joy of their early years of discovery and growth.

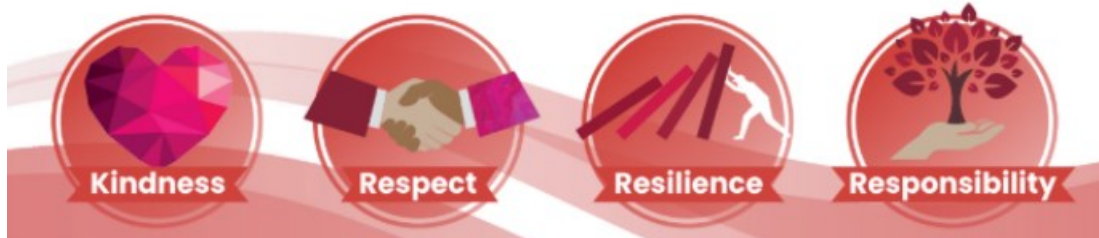
## Admission form

To complete your child's admission to Chesterfield, you will need to fill out our online admission form. Please click the link below to access the form:

[Nursery Admissions Form 2025](#)

When completing the form, it is imperative that you do the following:

- Include at least two emergency contact numbers (in addition to the parent/carer numbers).
- Include the contact details of the preschool your child has attended so that we can request up to date assessment information prior to them starting at Chesterfield. If they have not attended a pre-school, please state this on the form.
- Attach a copy of your child's birth certificate or passport, and two proofs of your address e.g. utility bill (no older than three months).



# Nursery start dates



## Induction to the Nursery July 2025

We are delighted to invite you and your child to a stay and play session at our Nursery:

**Date:** Wednesday 2 July 2025

**Time:** 9:30am - 10:30am

**Location:** Nursery (*please arrive at the school office and you will be escorted to the main building*)

## Your Child's Nursery Start Date Schedule September 2025:

Morning Nursery	Start Time	Finish Time
Wednesday 3 September	8:30am (with parent)	9:30am
Thursday 4 September	8:30am (without parent)	9:30am
Friday 5 September	8:30am (without parent)	10:30am

From **Monday 8 September** your child will attend a full session: 8:30am—11:30am

We understand that all children are different and may require an adapted induction timetable starting Nursery. The teacher will talk to you about this if necessary.



# School Uniform

At Chesterfield, our children in the Nursery wear school uniform. You can buy school uniform from <https://www.uniform4kids.com/collections/chesterfield> or from Lyons School Shop, 242 Hertford Road, Enfield EN3 5B . Please make sure it is all named. This is particularly important with school jumpers as they can easily get mixed up when children take them off. Please do not send your child in laced shoes until they are able to tie them themselves. Velcro school shoes are more appropriate for Reception. Please make sure that your child is dressed appropriately for the weather – a waterproof, warm coat for the winter and sun hat and sunscreen for the summer. Children should also have a separate, named water bottle.

## All Year Round

- Red school sweat shirt or cardigan with Chesterfield school logo
- Grey or black trousers or skirt
- White collared t-shirt with Chesterfield logo
- Black shoes or trainers (with Velcro fastening. Please do not send your child in laced shoes until they are able to tie them themselves. Velcro school shoes are more appropriate for Nursery)
- Plain coloured hijab



## For Summer

- Girls: Red and white check or stripe summer dress or knee-length short trousers.
- Boys: Black or grey knee length short trousers



## Hair

For health and safety and practical reasons, long hair should always be tied back during the school day using simple ties bands or clips.

## Sun Hats and Water Bottles

Please ensure that every day, and especially on hot sunny days, you send your child in with a named sunhat and a separate named water bottle.

# *Medical Information*

## **Sickness and absence from school**

If your child is unwell and absent from school, please phone the school as soon as possible after 8.00 am on the first day of absence to let us know: 01992 760678. If your child is going to be absent for more than one day, you should phone on each additional day of absence.

Children who have been vomiting or have had diarrhoea should not return to school until 48 hours after the last episode.

In the event of your child being unwell at school, we will contact you so that you can take him/her home, so please make sure that we always have up to date telephone numbers for you and for any emergency contact you choose to nominate.

## **Medical needs**

If your child has medical needs, you will be asked to complete a Health Care Plan to give us the information we require to provide the best possible care.

In school, we can only administer **prescribed** medication such as antibiotics, epipens and inhalers. You will need to complete a form each time medicines are brought into school and this should be handed to an adult, along with the medicine. Please do not put medicines in your child's bag.

Please be aware that we do not administer medicine such as Calpol or Ibuprofen unless it is prescribed. If your child requires these, then please consider whether he/she really is fit enough to be in school.

Please see our school website for all school medical policies: [www.chesterfieldschool.co.uk](http://www.chesterfieldschool.co.uk)

## **Allergies**

Should your child have any allergies/dietary requirements it is essential that you share this information with the Main School Office and Nursery staff ASAP so they can ensure your child does not become unwell.

## **Head lice**

Please be aware that ALL schools have problems with head lice from time to time, so if your child succumbs, it is no reflection on you or your child's cleanliness. If head lice are spotted, we will telephone you to give you the opportunity to collect your child and commence immediate treatment. This is all done very discreetly and the children will be completely unaware of any problem.

# Attendance and Punctuality

Chesterfield Primary School believes strongly in enabling all students to achieve. We expect all parents/carers to support us in achieving this goal. Good attendance habits in the Nursery are crucial in ensuring good attendance as children move through school.

## Our expectation is at least 96% attendance for all our students

Government legislation prevents Headteachers from authorising any holidays in term time. If you have a specific reason that requires your child to be absent, other than illness, please discuss this with our Attendance Officer. Our Attendance Officer is Lorraine. She is available for you to discuss attendance matters in confidence. Lorraine can be contacted on 01992 760678

### My child is unwell, should I send them to school?

Sometimes it is difficult to know whether to keep your child off school or send them in. Always try and send your child to school if they are a little 'under the weather', for example, with a runny nose, headache, mild tummy-ache. The school will always contact you if your child is unwell, which is why it is vitally important that we have your correct contact details. HOWEVER, please do not send your child to school if they have any infectious illnesses like Chicken Pox, Measles etc. If your child has been vomiting or is suffering from diarrhoea, then they must stay away from school for 48 hours from the last bout of illness. This is to ensure that any infection does not spread through the school.

Please do contact the school office if you need any additional advice or support and we will be happy to help.

The NHS has a handy guide to the most common childhood illnesses and what you should do.

<https://www.nhs.uk/live-well/is-my-child-too-ill-for-school/>

Getting your child to school really matters!		
Did you know?		
If your child's attendance during the school year is	Your child would have lost approximately	Or they would have missed approximately
95%	9 days from school	50 lessons
90%	19 days from school	100 lessons
85%	29 days from school	150 lessons
80%	38 days from school	200 lessons
75%	48 days from school	250 lessons

**Our school attendance target is 96%**



# The Nursery Day

A typical Nursery session looks like this:

- Settling in class, self-registration and choosing time
- Phonics class session
- Free-flow and guided activities
- Snack and circle time/Story time
- Talk for Writing class session
- Free-flow and guided activities
- Maths class session
- Home time



## Dropping your child off

Children are brought into school via the Nursery gate. Please note that the Nursery doors will be closed 10 minutes after the start of the session. If you are late you must take your child to the school office.

## Collecting your child

Please come through the Nursery gate on Coldham Road to the Nursery door to collect your child at the end of the session.

If someone new is collecting your child please make sure you tell the teacher in the morning or phone the school and let them know. We will not be able to release your child to someone we do not know.

We would kindly ask that you are not on your mobile phone when dropping your child off or picking them up as the class teacher might need to speak to you.

**It is very important that you ensure that you pick your child up promptly as children can become distressed if they are the last one left in the classroom.**

# Snack Time

At Chesterfield Nursery, children don't stay for lunch. Nursery children are offered a piece of fresh fruit or vegetables and milk at snack time. We do encourage children to try a range of healthy foods as part of the curriculum. If your child is allergic to any type of foods please let the Nursery Staff know immediately.



Children should bring in a bottle of water with their name on it. **As we have to meet food standards for schools this must be WATER and NOT juice or flavoured water.**

The bottles are kept in the classroom and the children have access to them at all times. The bottle will be returned to you each day for washing and refilling.

Please also note that we are a **NUT FREE SCHOOL** - please ensure your child does not carry any type of nuts with them into school.



# The Curriculum

The Early Years curriculum consists of 17 Early Learning Goals across seven areas of learning and development:

Areas of Learning and Development			
Prime Areas			
<b>Communication and Language</b>	<b>Personal, Social and Emotional Development</b>	<b>Physical Development</b>	
Listening, Attention and Understanding Speaking	Self-Regulation Managing Self Building Relationships	Gross Motor Skills Fine Motor Skills	
Specific Areas			
<b>Literacy</b>	<b>Mathematics</b>	<b>Understanding the World</b>	<b>Expressive art and Design</b>
Comprehension Word Reading Writing	Number Numerical Patterns	Past and Present People culture and Communities The Natural World	Creating with materials Being Imaginative and Expressive



The provision and planning for indoor and outdoor play and learning reflects the range of experiences and develop interests of the children. The adults in the learning environment are actively involved with children in their games and activities where appropriate and are not solely in a supervisory role. Our Nursery room is where the Nursery are taught. We have a carpet area where the children access whole class teaching and focussed group work. We also have continuous provision areas for the children to access in free choice time. The areas include: a writing area, a creative area, a water or sand area, a fine

motor area, a role play area, a construction area, a malleable area, a reading area, and a reflection area. The curriculum in Nursery is broad and balanced.

## Curriculum Newsletters and Displays

All parents will be provided with termly Curriculum Newsletter so that you are informed about all the learning that's happening in the Nursery. If you have any questions related to our curriculum or would like to gain more ideas on how can you support your child's learning at home please speak to the member of the Nursery team.



## Extra curricular/cultural activities and Partnership with Parents

We value your input as your child's primary carer, and as an expert on your child. We rely on your partnership, so together we can provide your child with the highest quality education and care. This will make their nursery time happy and enjoyable. Each term we will offer opportunities for you to meet with the Nursery teacher, discuss your child's progress and identify their next steps.

# Safeguarding

Safeguarding is about protecting children from abuse or neglect.

At Chesterfield Primary School, the safety and well-being of our children is of the utmost importance and we are all responsible for the safety of all children. We ensure that we are doing all we can to protect the most vulnerable members of our society. All staff believe that our school should provide a caring, positive safe and stimulating environment that promotes the social, physical and moral development of the individual child.

All staff receive annual safeguarding training and our school is fully compliant with guidelines published by the Department for Education: 'Working together to safeguard children', 'Keeping children safe in education' and 'Safeguarding children and safer recruitment in education'.

We support children's development in ways that will foster security, confidence and independence, and provide an environment in which children and young people feel safe, secure, valued and respected, and feel confident, and know how to approach adults if they are in difficulties, believing they will be effectively listened to.

We provide a systematic approach to monitoring children known or thought to be at risk of harm, and ensure we, the school, contribute to assessments of need and support packages for those children. We have a structured procedure within the school which will be followed by all members of the school community in cases of suspected abuse.

All staff working within our school have been checked as to their suitability, including verification of their identity, qualifications, and a satisfactory Disclosure Barring Service (DBS) check (according to guidance) and a central record is kept for audit.

Please note that It is NOT the responsibility of the school to investigate suspected abuse. Parents should be aware that where there is suspected abuse, the welfare of the child is paramount. In the interest of the child, staff may need to share information with other professionals. Please be aware that the school staff may also need to speak with you if a child discloses information that concerns them.



Designated Safeguarding Lead: Julie Philips



Deputy Designated Safeguarding Lead: Sarah Roberts

# *Is your child Nursery ready?*

It will make starting Nursery much easier and happier if children are independent and can do some things for themselves.

## **IDEAS FOR ACTIVITIES TO DO WITH YOUR CHILD BEFORE THEY START IN SEPTEMBER:**

- Putting their coat on by themselves.
- Putting their shoes on by themselves.
- Recognising their own shoes and coat.
- Going to the toilet without you taking them. Pulling their trousers up/down and flushing the toilet.
- Cutting along the lines on a paper.
- Counting from 1-10. Try counting rhymes?
- Take them shopping. Can they give you three apples? How about 2 cans?
- Does your child know their colours? What colour is the bus, shoes, carrots?
- Can they name their shapes? How many circles can they find at home?
- Can they recognise the sounds they hear? (Plane, car, cow, doorbell)
- Make something with your child. Making play dough, a model?
- Can they name parts of their body? Try singing 'Head shoulders, knees and toes...'
- Get them to draw a picture. Can they tell you what they have drawn?
- Writing their name. Holding the pencil correctly. The first letter of their name is a great start!
- Give your child as many varied experiences as possible: drawing, painting, cooking, singing, making models, playing games, jigsaws, etc.
- Share stories, books and rhymes. Read to them.
- Count everything and share things out.
- Talk to them all the time. Name familiar things and discuss what they see around them and what things are for. Talk about what they see when they are out and about. Watch people work and discuss what they are doing.

Tell your child about Nursery and the fun they are going to have. Please prepare them that Mummy and/or Daddy go home while they are at nursery

***Thank you for supporting your child's learning.***





























# Is your child Nursery ready: Toilet Training


The summer holidays are the perfect time to toilet train your child if you haven't already done so. Please do take the time to toilet train your child ready for Nursery.


## Top Tips

- Choose a time when you can spend a lot of time with your child. Make sure the time fits in with you as a family. The summer holidays are perfect.
- Explain to your child in simple language about using the toilet.
- Create a sticker/ reward chart for your child, so that every time they go to the toilet in a potty or toilet they get a sticker and lots of praise.
- It may take some time, so we would encourage you to be patient and consistent.
- We would encourage you to practise at home using the toilet as we do not have potties in

## Toilet Training Chart

	Monday	Tuesday	Wednesday	Thursday	Friday	Saturday	Sunday
Week 1							
Week 2							
Week 3							
Week 4							

 MY REWARD IS .....



# Numbers

## Numbers 1-10

1

one



6

six



2

two




7

seven




3

three




8

eight




4

four



9

nine



5

five




10


ten




# Colours




# Shapes




Diamond



Circle




Triangle




Star



Square



Rectangle



Heart

# Cutting Skills Practice

Carefully cut along the dotted lines



*I can draw*

