


Phonics and Year 1



What is phonics

Phonics is a way of teaching children to read quickly and skillfully. They are taught to:

- Recognise the sound that each individual letter makes
- Identify the sounds that different combinations of letters make (/sh/)
- Blend these sounds together from left to right to make a word































e.g. **c - a - t** **cat** **sh - o - p** **shop**



Set 1 sounds

- Children learn to read and write single letter sounds
- Pure sounds
- The Read Write Inc Phonics programme teaches letter sound correspondence through a set of mnemonics. Each letter has a mnemonic to help children remember its sound and how to form the letter
- Children learn to blend single sounds to read simple CVC (consonant vowel consonant) words e.g. cat, pot
- **Blending** is the phonics skill of combining individual sounds (phonemes) to read a word

Speed Sounds Set 1

m 	a 	s 	d 	t 
i 	n 	p 	g 	o 
c 	k 	u 	b 	f 
e 	l 	h 	sh 	r 
j 	v 	y 	w 	th 
z 	ch 	qu 	x 	ng 

Speed Sounds Set 2

Set 2 and Set 3 sounds

- Children progress to set 2 and set 3 sounds once they can confidently blend simple CVC words
- Digraphs - two letters that make one sound (special friends)
- Trigraphs - three letters make one sound
- Green words with digraphs



green


been

seen

play

play

Read Write Inc. Storybooks



- In addition to phonics work, children read phonics books in class every day. Once the story book is introduced, each child takes a copy of the book home for further practice. Children will move through the phonics reading levels from Reception up to Year 2.



Story Green Words



Ask children to read the words first in Fred Talk and then say the word.



Dizzy Duck Crow cheep pond row
bank splash twig tow

Ask children to say the syllables and then read the whole word.

duck|ling willow can|not

Ask children to read the root first and then the whole word with the suffix.


follow → followed stay → stayed

cheep → cheeped

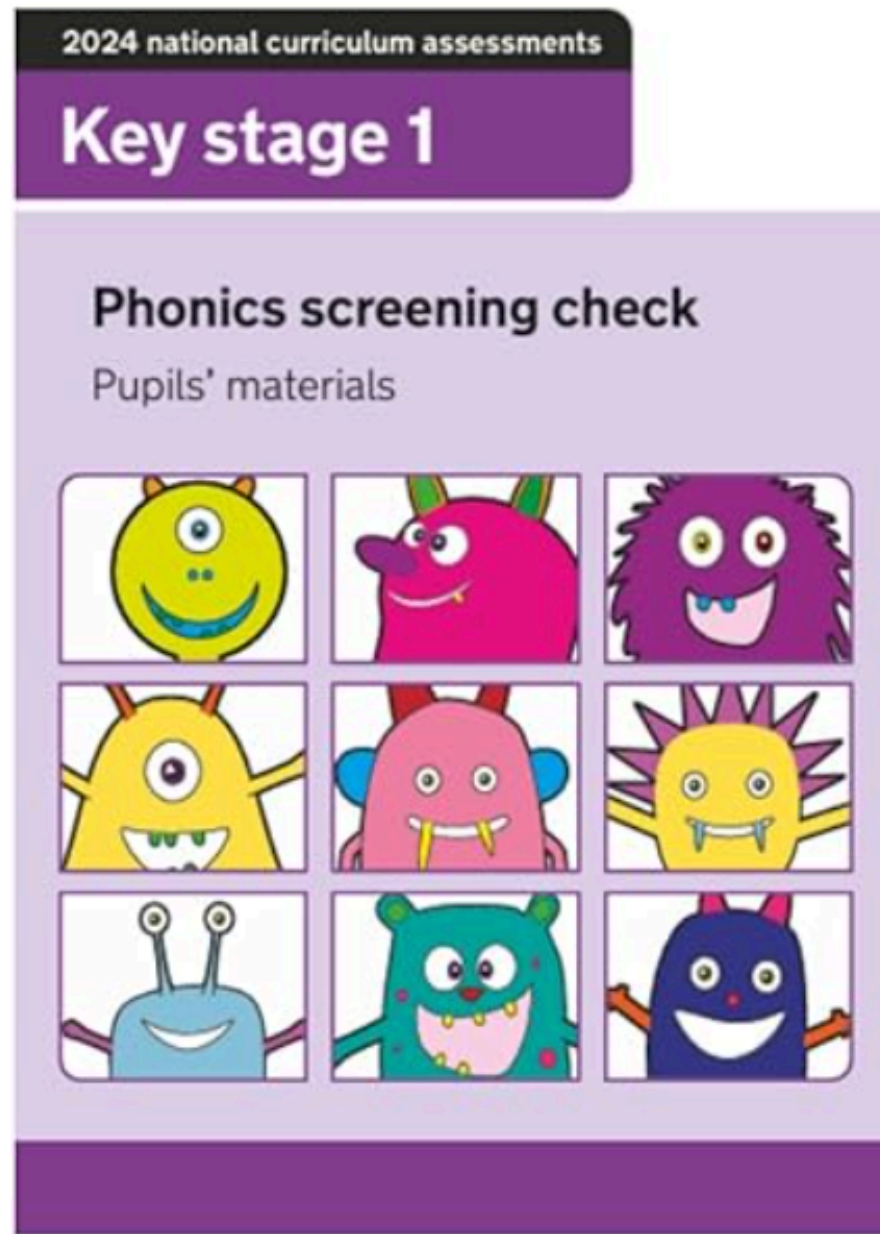
- Each story book contains a sound chart and green words linked to the story. It is important to revise these sounds and words before reading the story.

Phonics in action

In Autumn 2, you will be invited to watch a phonics session in Year 1. You will have an opportunity to observe how phonics is taught in Year 1 and spend some time reading with your child in class.



Phonics screening check



- The Phonics Screening is a statutory assessment for all children in Year 1.
- The Phonics Screening will take place in **June**.
- The Phonic Screening comprises a list of **40 words** that children read one-to-one with their class teacher or senior leader.
- During the test children are expected to read each word independently. Children can sound out each word.
- Last year the pass mark was **32 out of 40**. You will be informed of your child's mark when you get your child's report.

Section 2

crust

trails

strip

scraps

Section 2

elbow


tailor

sequins

whirling

Section 2


vaw



meast




waib




zome




jer




drave



teap



phibe



How can I help my child at home?



- Ensure that you pronounce 'pure' sounds when you practice the sounds with your child at home.
- Revise sounds using the sound mat and practise reading green words provided in the pack.
- Read RWI story books at home every day.
- Encourage children to use their sounds (Fred Talk) when reading unfamiliar words.
- Read and share stories at home and discuss what has been read. Young children love to hear and read their favourite books and stories again and again.
































Resource pack

Read Write Inc.
Phonics

Desktop Speed Sounds Chart

Speed Sounds Set 1

m 	a 	s 	d 	t 
i 	n 	p 	g 	o 
c 	k 	u 	b 	f 
e 	l 	h 	sh 	r 
j 	v 	y 	w 	th 
z 	ch 	qu 	x 	ng nk

© Oxford University Press 2016.

Speed Sounds Set 2

ay  may I play?	ee  what can you see?	igh  fly high	ow  blow the snow	oo  poo at the zoo
oo  look at a book	ar  start the car	or  shut the door	air  that's not fair	ir  whirl and twirl
ou  shout it out	oy  toy for a boy			

h <u>igh</u>	n <u>igh</u> t
l <u>igh</u> t	f <u>ri</u> gh <u>t</u>

Useful links



Oxford Owl for Home

<https://home.oxfordowl.co.uk> › reading › read-write-in... ⋮

Parent guide to Read Write Inc. Phonics

We have lots of free **Read Write Inc. Phonics** resources to help your child, including eBooks, practice sheets and parent films.

Read Write Inc. Phonics: a guide for parents



 Why read to your child? 	 10 things to think about when you read to your child 	 Understanding Phonics
Why read to your child? Find out why it's important to read to your child.	10 things to think about Tips to make the most of reading to your child.	Understanding phonics Find out what phonics is and how it's used.
 What is Read Write Inc. Phonics? 	 How to say the sounds 	 Sound-blending
What is Read Write Inc.? Find out how Read Write Inc. Phonics helps your child.	How to say the sounds Learn how to pronounce the Read Write Inc. sounds.	What is Sound-blending? Ruth Miskin's way of teaching children to blend sounds.