


# MEET THE TEACHER

SEPTEMBER 2025





# INTRODUCTIONS



Senior Leadership Team

Class Teachers

Kahlo class – Nicola

Picasso – Ashlee

Teaching Assistants

Ilva and Vicky



# SCHOOL VALUES AND

Conita

# BEHAVIOUR EXPECTATIONS



# SOME REMINDERS



**School Uniform**



**ChromeBook**



**Water Bottle**



**Reading Record**



**No scooters on  
playground**



**Walk, do not ride  
or scoot on the  
playground**

We do not allow bikes or  
scooters to be ridden on site

Children and adults should dismount at the school gate,  
park bikes and scooters and walk into school

At the end of the day, scooters should not be ridden until  
you leave the school premises

# PE DAYS



✓ Kahlo: Friday  
Picasso: Wednesday

✓ Active PE Uniform

# ATTENDANCE




# Good attendance means:

Being in school at least 96% of the time, that's at least 182 days a year.

Target  
96%+

**175**  
Days are not spent  
in school each  
year.\*

\*Plenty of time for shopping  
holidays and appointments



**SERIOUSLY WORRIED**  
Very poor attendance has a serious impact and reduces life's opportunities

**VERY CONCERNED**  
Poor attendance gives less chance of success


**WELL DONE**  
Good attendance gives the best chance of success

# ABSENCE



01992 760678

Not sure?  
Contact Martina  
or check NHS



Coughs  
Colds  
Sniffles

## IS MY CHILD TOO ILL FOR SCHOOL?

**yes** *until...* **NHS**

<b>CHICKENPOX</b>	At least 5 days from the onset of the rash and until all blisters have crusted over.
<b>DIARRHOEA AND VOMITING</b>	48 hours after their last episode.
<b>HIGH TEMPERATURE</b>	If your child has a high temperature, keep them off school until it goes away.
<b>IMPETIGO</b>	Their sores have crusted and healed, or 48 hours after they started antibiotics.
<b>MEASLES</b>	4 days after the rash first appeared.
<b>MUMPS</b>	5 days after their swelling started.
<b>SCABIES</b>	They've had their first treatment.
<b>SCARLET FEVER</b>	24 hours after they started taking antibiotics.
<b>WHOOPING COUGH</b>	48 hours after they started taking antibiotics.

**NO**

<b>CONJUNCTIVITIS</b>	You don't need to keep your child away from school if they have conjunctivitis. Do get advice from your pharmacist. Encourage your child not to rub their eyes and to wash their hands regularly.
<b>COUGHS &amp; COLDS</b>	It's fine to send your child to school with a minor cough or common cold.
<b>HAND, FOOT &amp; MOUTH</b>	If they seem well enough to go to school, there's no need to keep them off. Encourage your child to throw away any used tissues straight away and to wash their hands regularly.
<b>HEAD LICE</b>	There's no need to keep your child off school. You can treat head lice and nits without seeing your GP.
<b>THREADWORMS</b>	Speak to your pharmacist, who can recommend treatment.
<b>SORE THROAT</b>	You can still send your child to school if they have a sore throat. But if they also have a high temperature, they should stay at home until it goes away.
<b>TONSILLITIS</b>	
<b>SLAPPED CHEEK</b>	You don't need to keep your child off school if they have slapped cheek syndrome because, once the rash appears, they're no longer infectious.



# SCHOOL LUNCH



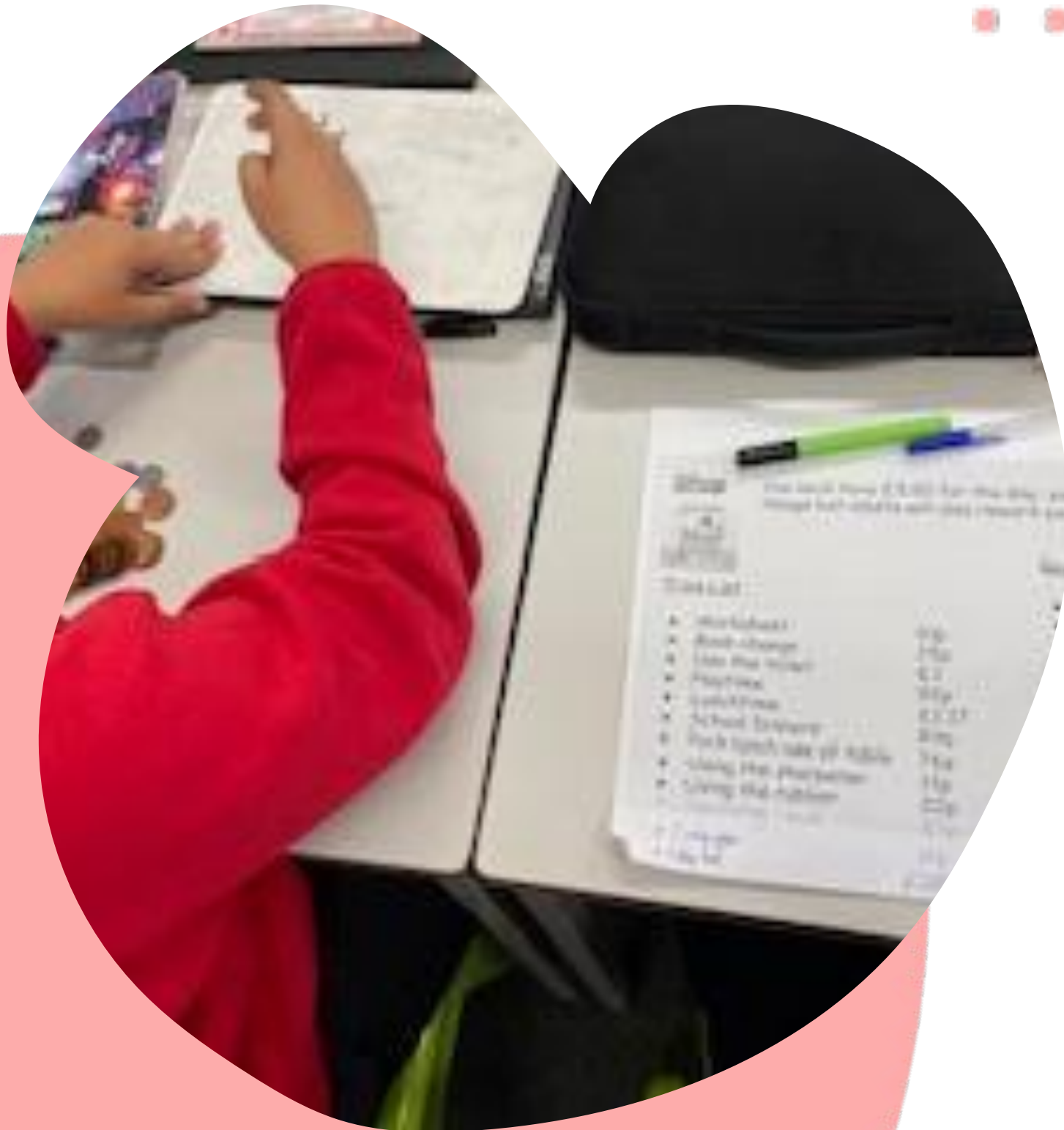
All children in primary school receive a free school lunch

Please log in to your Pantry account to choose your child's meal

Healthy packed lunch choices please - and no nuts!

The Pantry will only provide jacket potato and beans for children with no order

# HOME LEARNING



Read at home every day for 10 minutes.

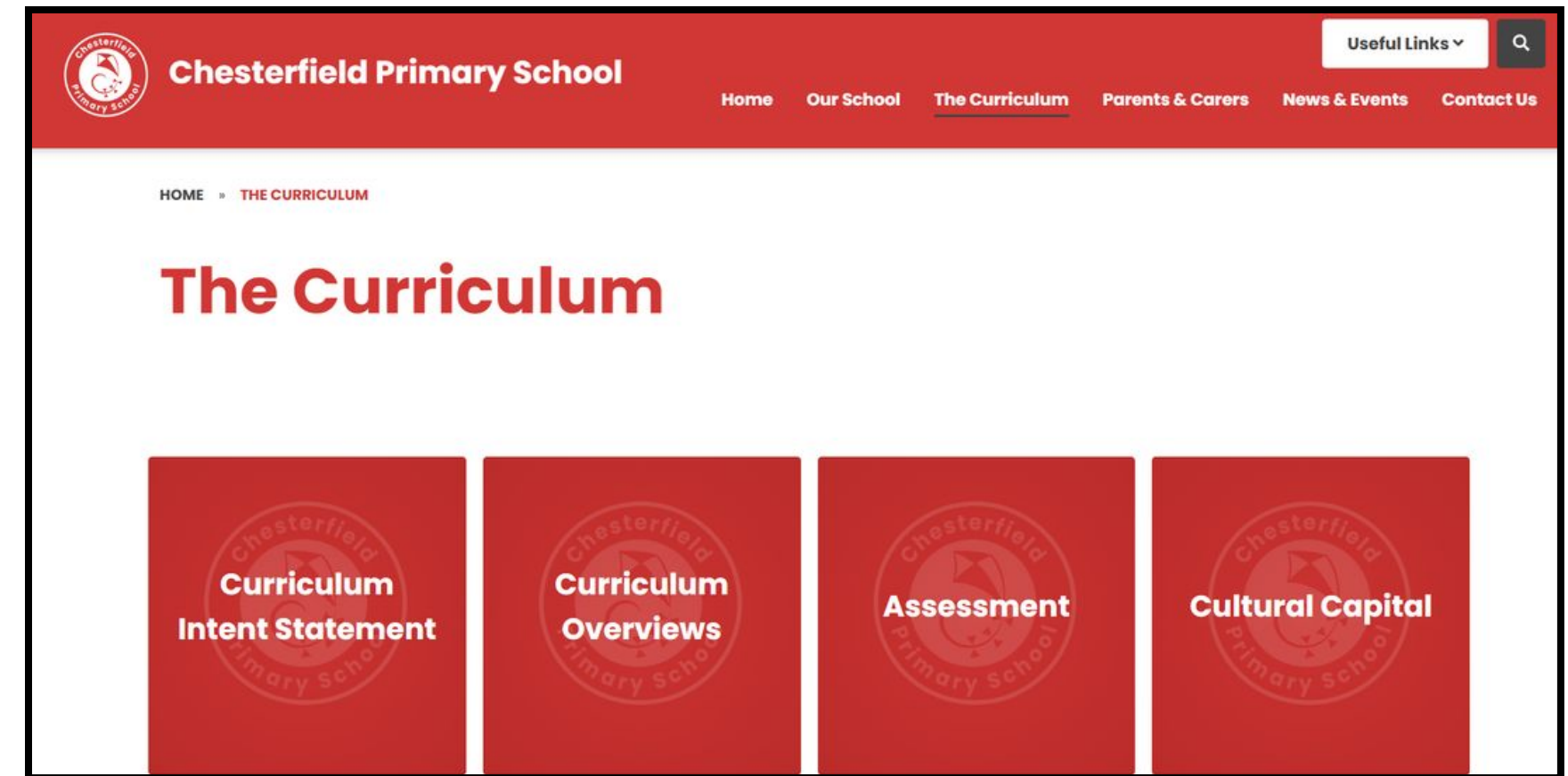
Discuss what is happening in the story and what may happen next.

Discuss the weather and seasons.

Weekly spellings to learn will be given out every Friday.

Reading records in school everyday.

# CURRICULUM INFORMATION



Curriculum Overviews have now been sent out and show you what your child

# ADDITIONAL INFORMATION

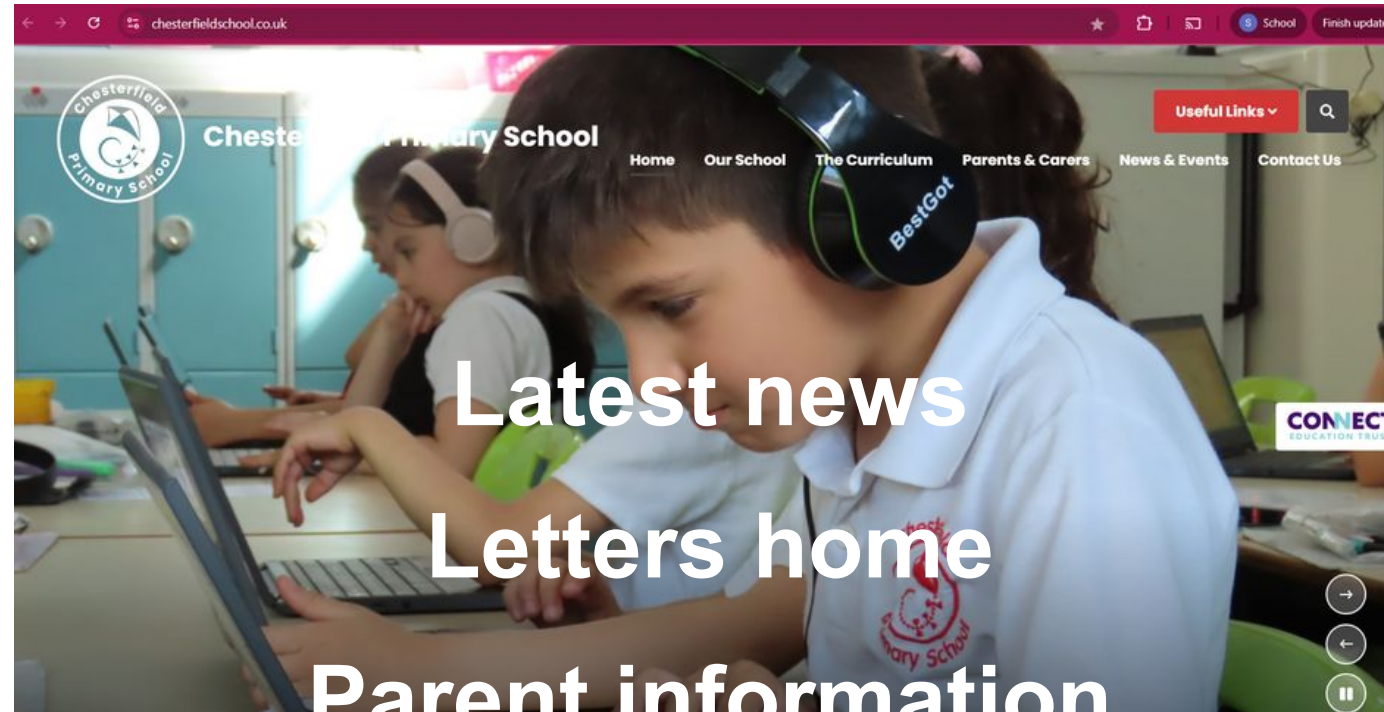


Phonics information meeting – October

Phonics Screening Check – June



# KEEPING IN TOUCH



HT and SLT on  
playground at start and  
end of day



School Office

Class Teachers



# THANK YOU

