


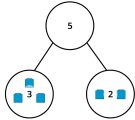
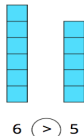






<p>English</p> <ul style="list-style-type: none"> Say and write simple sentences. Use a capital letter and full stop. Use spaces to separate words. Form letters correctly. Listen and respond to stories. Develop the skill of blending the sounds into words for reading.   	<p>Maths</p> <ul style="list-style-type: none"> Count to 100 Objects can be counted by making groups of 10. The digits tell us about their value. Each number on the 0-100 number line has a unique position. To know the size of a 2 digit number by examining the 10s and 1s. To know that 2 digit numbers can be partitioned into 10s and 1s That the 10s and 1s structure can be used to add.  	<p>Science</p> <ul style="list-style-type: none"> Observe changes across the four seasons i.e. autumn, winter, spring and summer. Observe and describe weather associated with the seasons and how day length varies. 
<p>Geography Where is our school?</p> <ul style="list-style-type: none"> Develop their understanding of the environment by looking at what is around their school environment. Identify different aerial views of the school. Use positional language to describe location. Create simple routes around the school. Create a simple map of the classroom. 	<p>Year 1 Curriculum Overview Autumn 1</p> 	<p>Computing Mouse skills</p> <ul style="list-style-type: none"> Understand that "log in" and "log out" means to begin and end a connection with a computer Understand that a computer and mouse can be used to click, drag, fill and select and also add backgrounds, text, layers, shapes and clip art. Understand that passwords are important for security. Learn where keys are located on a board. Learn how to save work on their account.
<p>PSHE What makes "ME" me?</p> <ul style="list-style-type: none"> Explore what makes them special and unique. Learn that they belong to different groups, which include the family, school and the community. Explore feelings and begin to understand why it is important to share our feelings with other people. Discuss different types of friendships and the importance of keeping ourselves safe. 	<p>Help at home</p> <ul style="list-style-type: none"> Read at home every day for 10 minutes. Discuss what is happening in the story and what may happen next. Identify the numbers that you see on your way to school. What is one more than that number? What is one less? Discuss the weather and season each day. How do we know we are in the season of autumn? What clothes do we wear in autumn? 	<p>Music Pulse and rhythm</p> <ul style="list-style-type: none"> Identify that rhythm means a pattern of long and short notes. To know that pulse is the regular beat that goes through music. The pulse of music can get faster or slower. Listen to and repeat short, simple rhythmic patterns. Use their voice expressively to speak and chant. Sing short songs from memory.
<p>PE Dance</p> <ul style="list-style-type: none"> Create a variety of 'big' and 'small' body movements linked to the theme. How to add movements together to create simple movement sequences. How to move in relation to the music and respond with appropriate movements and actions. <p>PE days: Cuba every Friday Jamaica every Monday</p>	<p>Art: Drawings</p> <ul style="list-style-type: none"> Explore the work and techniques of the famous artist, LW Lowry. Develop drawing skills through drawing lines of different size and thickness. Name and explore different mediums such as crayons, pencils and oil pastels. Use different mediums to create an observational drawing of the school. 	<p>RE Christianity</p> <ul style="list-style-type: none"> Describe some Christian beliefs about God and Jesus. Retell a story that shows what Christians believe about God. Share what the stories about Jesus say about good, bad, right and wrong. Explain some of my own ideas about my beliefs.