






Year Two Home Learning Project

Spring 2



- ✓ You should choose at least four of the eight options below to complete for your home learning project
- ✓ This may be presented in the home learning book that you have been given, or you may choose to present work in other ways e.g. using ICT, creating a sculpture- be creative with how you present your work.
- ✓ You will present your home learning project to the rest of the class each half term

	Calculate or Reason	Write	Discuss	Create	Teach	Visit	Investigate	Watch or Listen
<p>Our Learning Quest: Victorians</p> 	<p>You spend exactly £1. Which 3 toys can you buy?</p>  <p>20p 30p</p>  <p>50p 40p</p>	<p>Write a letter to a Victorian child telling them about a day at your school and ask them questions about their school life.</p>	<p>Speak to your family and find out what they know about the Victorians.</p>	<p>Create a Victorian toy.</p>  	<p>Tell your family two facts that you learnt from the trip.</p>	<p>Visit Victoria and Albert Museum and look at Victorian art.</p>	<p>What were the Victorian toys made from?</p> <p>Which materials were used?</p>	<p>Visit this website and find more facts about the Victorian times.</p> <p>http://www.bbc.co.uk/schools/primaryhistory/victorian_britain/</p>

Your homework needs to be handed in twice during the half term.
 The teacher on the first hand in will check it and a comment will be made in your reading record.
 After your final hand in you will be given written feedback from your teacher about your project.

Hand in Date - Check Up	Hand in Date - Final
Wednesday 14 th March 2018	Wednesday 28 th March 2018